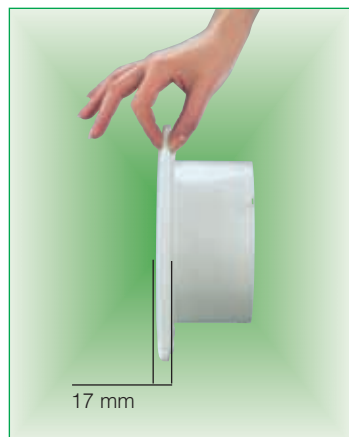


PUNTO FILO RANGE



- **The front grille of just 17 mm and the roundness of the four sides makes the appliance “virtually” invisible.**
- 14 models. 4 diameters Ø 90-100-120-150, standard, timer, long life versions.
- Extremely easy: installation and maintenance greatly facilitated. Fitted with just 1 screw, supplied.
- Virtually silent: The styling was performed in parallel with a highly advanced aerodynamic design that was accomplished by making a new impeller that permits very limited noise levels with high

- performance.
- Integral backdraught shutter: already installed on the appliance, it prevents unwanted air from getting back in when the appliance is switched off.
 - IPX4 splashproof protection on all models.
 - Eco-Friendly: It guarantees a low environmental impact. Recyclable materials have been used and the “Design for Disassembly” technique has been followed.
 - Compliance to standards: please see page 20.
 - Insulation: Cl.II
 - **Punto Filo T-HCS.** 3 models; Adjustable RH threshold at 60%, 70%, 80%, 90% by means of a slide switch during installation. Smart working mode: the product automatically switches on when the indoor relative humidity level exceeds the pre-set value. A timer automatically switches off the product when the relative humidity decreases under the pre-set limit.

Design: F. Trabucco & Associates

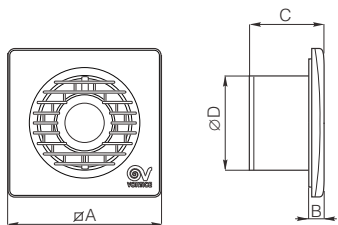
Wiring diagrams shown on page XXXII



LONG LIFE 30.000 h








| Products | Code | | | | V ~ 50 Hz | W | A | RPM | Max Airflow | | Max Pressure | | Lp dB(A) 3m | Kg | Max °C | IP |
|--------------|-------|-------|-------|-------|-----------|----|------|------|-------------|--------------------|--------------|----|-------------|------|--------|----|
| | TIMER | T-HCS | PIR | m³/h | | | | | l/s | mmH ₂ O | Pa | | | | | |
| MF 90/3.5" | 11122 | 11126 | - | - | 230-240 | 14 | 0.08 | 2500 | 65 | 18 | 2.5 | 25 | 28.8 | 0.50 | 50 | X4 |
| MF 100/4" | 11123 | 11127 | - | - | 230-240 | 15 | 0.09 | 2400 | 85 | 24 | 3 | 29 | 31 | 0.51 | 50 | X4 |
| MF 100/4" LL | 11131 | 11135 | 11139 | 11185 | 230-240 | 15 | 0.09 | 2400 | 85 | 24 | 3 | 29 | 31 | 0.52 | 50 | X4 |
| MF 120/5" | 11124 | 11128 | - | - | 230-240 | 20 | 0.12 | 2150 | 175 | 49 | 5 | 49 | 34.4 | 0.61 | 50 | X4 |
| MF 120/5" LL | 11132 | 11136 | 11149 | 11186 | 230-240 | 20 | 0.12 | 2150 | 175 | 49 | 5 | 49 | 34.4 | 0.61 | 50 | X4 |
| MF 150/6" | 11125 | 11129 | - | - | 230-240 | 28 | 0.15 | 2100 | 335 | 93 | 6 | 59 | 40.1 | 0.97 | 50 | X4 |
| MF 150/6" LL | 11133 | 11137 | 11176 | 11187 | 230-240 | 28 | 0.15 | 2100 | 335 | 93 | 6 | 59 | 40.1 | 0.97 | 50 | X4 |

Dimensions (mm)



| | $\varnothing A$ | B | C | $\varnothing D$ |
|-------------------|-----------------|----|----|-----------------|
| MF 90/3.5" | 159 | 17 | 77 | 92.5 |
| MF 100/4" | 159 | 17 | 77 | 98 |
| MF 120/5" | 179 | 17 | 89 | 119 |
| MF 150/6" | 214 | 17 | 96 | 156 |

Accessories on request (description and data on page 88)

| Model | Code | Products |
|--|----------------|--|
|  C 1.5 electronic speed controller | 12966 | for standard models |
|  SCB Kit | 22481 | for C1.5 (12966) |
|  Fixed grille \varnothing 90-100 | 22010 22011 | for all products |
|  Fixed grille \varnothing 120-150 | 22020 | for all products |
|  Ceiling kit \varnothing 90-100 | 22162 | 11122 - 11123 - 11126 - 11127 - 11130 11131 - 11134 - 11135 - 11180 - 11139 - 11185 |
|  Ceiling kit \varnothing 120 | 22163 | 11124 - 11128 - 11132 - 11136 - 11149 - 11186 |
|  Ceiling kit \varnothing 150 | 22164 | 11125 - 11129 - 11133 - 11137 - 11176 - 11187 |

Performance curves

